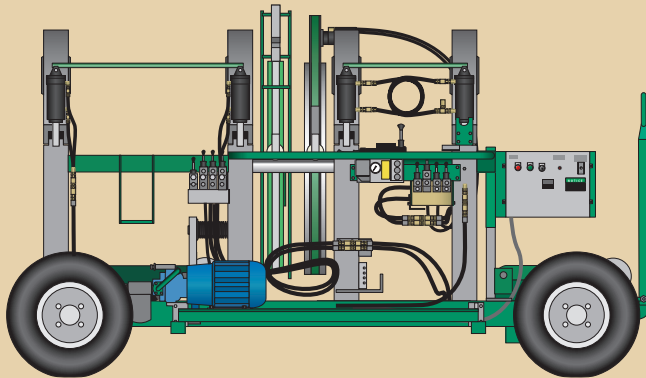




MegaMc
No. 1648



MegaMc
No. 1648



No. 1648

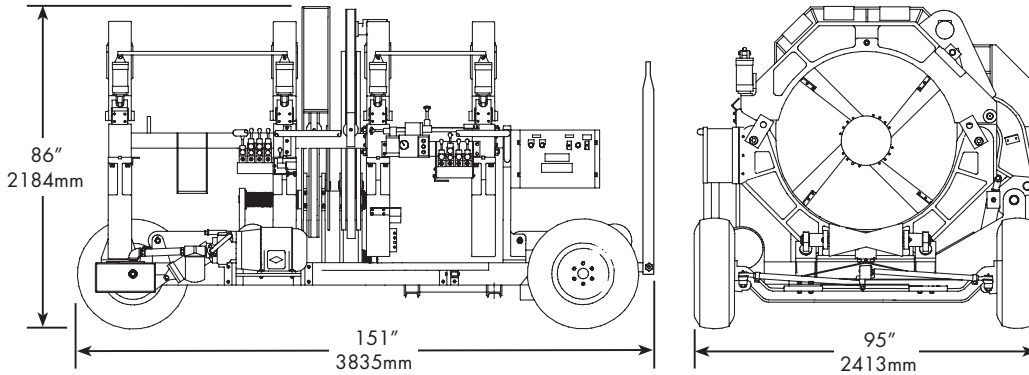


MegaMc® No.1648 Machines will butt fuse pipe sizes from **16" OD – 48" OD** (450mm – 1200mm). The machine allows for butt fusion of most fittings without special holders or removal of the outer jaw. Mitered inserts are available for fabricating ells. McElroy's unique semi-automatic control system requires only one operator. Hydraulic power assists all fusion functions including the complete operation of the jaws, pipe lifts, heater, and facer. It also incorporates McElroy's patented Centerline Guidance System and is DataLogger® compatible.

MegaMc® No.1648



- Centerline Guidance System
- Four Jaw Construction
- DataLogger® Compatible
- Hydraulic Clamping
- Hydraulic Pivoting Heater and Facer



weight 8800 lbs. (3992 Kg) **input power** 50 KVA

No.1648 Fusion Machines

Package includes: fusion machine, facer, heater, butt fusion heater adapter set, lifting assembly, and operator's manual.


220-240V, 50/60Hz, 3 Ph	Part No.
High Force Cylinders	A4800806
Medium Force Cylinders	A4800807



MegaMc No.1648 Accessories:


Pipe Support Stand

Height is adjustable to properly support, position and align pipe to be fused.

Description	Part No.	
Support Stand	4823901	


Spare Butt Plate Kit

Heater adapters have an anti-stick coating and are required for butt fusion.

Description	Part No.	
Kit = 2 Adapter Plates	A6311805	


Includes attaching screws.

Spare Facer Blades

Description	Part No.	
Set = 8 Blades	3615708	


Pyrometer Kit

Pyrometer kit for accurately checking surface temperatures of heater.

Description	Part No.	
Digital Meter	A218803	

Stub End Holder

Holds stub end for butt fusion.

Description	Part No.	
Holder	4812601	



DataLogger Compatible
A handheld computer used to document the profile of each fusion joint. See page 28-1.

Butt Fusion Inserts

Inserts are made for one size pipe only and are required for pipe sizes less than 48" OD. Not all inserts fit directly in the jaws. Some inserts nest inside other inserts, called master inserts.

Set = 8 Inserts

Cast VERSUS Fabricated


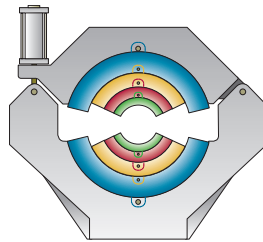
Cast Inserts

Cast inserts are made from a high strength aluminum alloy, for light weight and easy handling, and have been surfaced hardened for longer life. All inserts are serrated for maximum grip on the pipe.

Fabricated Inserts

Fabricated inserts are constructed out of precision laser cut carbon steel and rolled components to ensure proper alignment in the jaws. They are normally lighter in weight than cast inserts.

NOTE: Other sizes of inserts are available upon request. Contact your McElroy representative about inserts to fit your needs.



All inserts below fit in 48" jaws

Inserts	Pipe OD	Cast Set #	Fab. Set #
48" JAW	48.00 (1219mm)	N/R	N/R
1200mm	47.25 (1200mm)	N/A	4819501
42" DIPS	44.50 (1130mm)	N/A	4821201
42" OD	42.00 (1067mm)	4813104	4819601
1000mm	39.37 (1000mm)	4813111	N/A
36" DIPS	38.30 (973mm)	N/A	4821101
36" Master	36.00 (914mm)	4813006	N/A

All inserts below require 36" Master insert

Inserts	Pipe OD	Cast Set #	Fab. Set #
900mm	35.43 (900mm)	N/A	3629401
34" OD	34.00 (864mm)	3603532	N/A
32" OD	32.00 (813mm)	3603512	3629501
800mm	31.50 (800mm)	3603509	3629601
30" OD	30.00 (762mm)	3603515	3629701
28" OD	28.00 (711mm)	3603418	3619705
26" OD	26.00 (660mm)	3606614	3629801
24" DIPS	25.80 (655mm)	3606617	3629901
630mm Master	24.80 (630mm)	3606604	N/A

All inserts below require 36" & 630mm Master inserts

Inserts	Pipe OD	Cast Set #	Fab. Set #
24" OD	24.00 (610mm)	2411604	2402301
22" OD	22.00 (560mm)	2411919	N/A
20" OD	20.00 (508mm)	2412010	N/A
20" DIPS	21.60 (549mm)	2411922	N/A
500mm	19.69 (500mm)	2412011	N/A
18" DIPS	19.50 (495mm)	2412023	N/A
18" Master	18.00 (457mm)	2411708	N/A

All inserts below require 18", 36" & 630mm Master inserts

Inserts	Pipe OD	Cast Set #	Fab. Set #
450mm	17.72 (450mm)	N/A	2418201
16" DIPS	17.40 (442mm)	2412117	2418301
16" OD	16.00 (406mm)	2412110	N/A

MegaMc No.1648 Accessories:

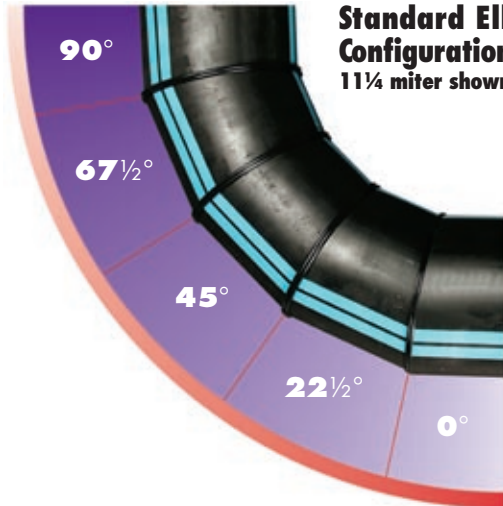

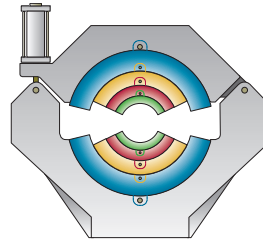
Mitered Inserts



Used to fabricate segmented ells. Inserts are made for one size pipe only. Some inserts nest inside other inserts, called master inserts.

Set = 4 Inserts + 1 Template

NOTE: Other sizes and angles of mitered inserts are available upon request. Contact your McElroy representative about inserts to fit your needs.



Standard Ell Configuration
1 1/4" miter shown

All inserts below fit in 48" jaws

Inserts	Pipe OD	Cast Set #	Fab. Set #
42" OD x 1 1/4"	42.00 (1067mm)	4813115	4819701
36" OD x 1 1/4"	36.00 (914mm)	4813010	4819801
900mm OD x 1 1/4"	35.43 (900mm)	N/A	4820001
34" OD x 1 1/4"	34.00 (864mm)	N/A	4819901
36" Master	36.00 (914mm)	4813006	N/A

All inserts below require 36" Master insert

Inserts	Pipe OD	Cast Set #	Fab. Set #
32" OD x 1 1/4"	32.00 (813mm)	3603526	3631601
800mm OD x 1 1/4"	31.50 (800mm)	3603523	3630201
30" OD x 1 1/4"	30.00 (762mm)	3603520	3631701
28" OD x 1 1/4"	28.00 (711mm)	3603529	3631801
26" OD x 1 1/4"	26.00 (660mm)	3606623	N/A
24" DIPS x 1 1/4"	25.80 (655mm)	3606620	N/A
24" OD x 1 1/4"	24.00 (610mm)	3606613	N/A
630mm Master	24.80 (630mm)	3606604	N/A

All inserts below require 36" & 630mm Master inserts

Inserts	Pipe OD	Cast Set #	Fab. Set #
20" DIPS X 1 1/4"	21.60 (549mm)	2421257	N/A
20" OD X 1 1/4"	20.00 (508mm)	2421217	N/A
18" DIPS X 1 1/4"	19.50 (495mm)	2421251	N/A
18" OD X 1 1/4"	18.00 (457mm)	2421215	N/A
16" DIPS X 1 1/4"	17.40 (442mm)	2421245	N/A