

Sidewinder



McElroy Sidewinder™ Fusion Machines

are manually operated for fusing 4" IPS and smaller branch saddles, tapping tees and service saddle fittings onto 1 1/4" IPS and larger main sizes. The chains shipped with the machine will fit up to 8" IPS pipe. Longer chains are available for larger pipe sizes.

The Jaw Clamp Sidewinder is a manually operated saddle fusion machine for fusing 3" IPS and smaller branch saddles, tapping tees and service saddle fittings onto 1 1/4" IPS to 4" IPS main sizes. An optional chain clamp kit is available for 6" and larger mains.

Both Sidewinders incorporate McElroy's patented Centerline Guidance and Quick Release Systems. They are both DataLogger™ compatible.

Sidewinder Fusion Machines

All Sidewinder packages include: a calibration capable pressure gauge, 3" pivot master, heater guide, screw/driver kit, and operator's manual. Heaters and adapters are sold separately.




Sidewinder packages	Package Number			
	Gauge Options ➤	300 PSI	600 PSI	1000 PSI
Chain Clamp	ASW00113	ASW00112	ASW00111	ASW00110
Compact Chain Clamp	ASW00123	ASW00122	ASW00121	ASW00120
Jaw Clamp	ASW00133	ASW00132	ASW00131	ASW00130
Compact Jaw Clamp	ASW00143	ASW00142	ASW00141	ASW00140

Patent No. 4,533,424

Spare Gauge Kits


Description	Part No.
300 PSI Kit	ASW13104
600 PSI Kit	ASW13102
1000 PSI Kit	ASW13105
1500 PSI Kit	ASW13103



Compact Sidewinder Kit


Converts sidewinder to a compact configuration for use in confined spaces. Best used for the fusion of tapping tees and service saddles.

Description	Part No.
Compact Kit	ASW00106



Pivot Release Master

Description	Part No.
3" Pivot Master	SW04701
4" Pivot Master	SW07301




● Included in your Sidewinder package

Insulated Heater Sling

Protects heater and helps maintain constant temperature.


Description	Part No.
Sling	SW08601



Heat Shield

For fusing two materials with different melt rates. Shields the faster melt rate materials from over melting.


Description	Part No.
Heat Shield	203005



Clamp Kits

Convert your Sidewinder with these convenient Kits.


Description	Part No.
Chain Kit	ASW10301
Jaw Kit	ASW10201



Insert & Adapter Box

Storage box for organizing your inserts and adapters for safe keeping.


Description	Part No.
Storage Box	ASW03101



Pyrometer Kit

Pyrometer kit for accurately checking surface temperatures of heater.


Description	Part No.
Digital Meter	A218803



Multi-Mc™ Heaters

Heaters have a microprocessor control and dial thermometer to monitor temperature. Requires adapters for use.

Description	Part No.
100-120V, 2"	214905
100-120V, 4"	424315
200-240V, 2"	214906
200-240V, 4"	424316




2" Heater **input power** 800 Watts, 50/60Hz, 1Ph

4" Heater **input power** 1,200 Watts, 50/60Hz, 1Ph

Screw/Driver Kit

Spare driver kit with insert screws and wire brush for cleaning serrated jaws and inserts.


Description	Part No.
Driver Kit	ASW07801



Storage Box

Storage box for sidewinder fusion machines, inserts and adapters.

Description	Part No.
Storage Box	MJQ00191




DataLogger Compatible
A handheld computer used to document the profile of each fusion joint. See page 28-1.

McElroy Sidewinder Accessories:

Sidewinder



CENTRAL, PERFORMANCE PIPE, UPONOR 2" IPS Outlet Branch Saddle (2-5/8" Dia Round Base, 2-3/8" Dia Outlet)



PERFORMANCE PIPE Butt Outlet Tapping Tee (2-5/8" Dia Large Round Base, 2-3/8" Dia Cap)



PERFORMANCE PIPE 1 1/4" IPS Butt Outlet Tapping Tee (2-5/8" Dia Large Round Base, 3-1/16" Dia Cap)

Main	Jaw Clamp Only			Chain Clamp Only			Accessories for Jaw Clamp & Chain Clamp Machines						
	Part Number	Insert Line Pipe	Part Number	Insert Sidewall	Part Number	Bolster Line Pipe	Part Number	Insert Fitting	Part Number	Heater Adptr Concave	Part Number	Heater Adptr Convex	Part Number
2" IPS	SW10003		410213		413301		SW04901 ●		S210237288		S200237300		214905
3" IPS	SW10102		410305		413302		SW04901 ●		S210350288		S200350300		214905
4" IPS	NOT REQ		410405		413303		SW04901 ●		S210450288		S200450300		214905
6" IPS	N/A		821403		413306		SW04901 ●		S210662288		S200662300		214905
8" IPS	N/A		NOT REQ		NOT REQ		SW04901 ●		S210862288		S200862300		214905
10" IPS▲	N/A		NOT REQ		NOT REQ		SW04901 ●		S211075288		S201075300		214905
12" IPS▲	N/A		NOT REQ		NOT REQ		SW04901 ●		S211275288		S201275300		214905
4" DIPS	N/A		410411		413315		SW04901 ●		S210480288		S200480300		214905
6" DIPS	N/A		821405		413316		SW04901 ●		S210690288		S200690300		214905
8" DIPS▲	N/A		NOT REQ		NOT REQ		SW04901 ●		S210905288		S200905300		214905
10" DIPS▲	N/A		NOT REQ		NOT REQ		SW04901 ●		S211110288		S201110300		214905
12" DIPS▲	N/A		NOT REQ		NOT REQ		SW04901 ●		S211320288		S201320300		214905


- Also Requires SW04701 (3" IPS Pivot Release Master) included with Sidewinder package.
- Performance Pipe 1 1/4" IPS Butt Outlet Tapping Tee (Large Round Base) Requires SW04803 Insert set instead of SW04901 insert set.
- ▲ Chain Clamp Models Require (2) A213601 Tailstock Chain Assemblies.



Tailstock Chain Assembly

Chain extension for main sizes larger than 8". Requires a minimum of two. Sold in 30" increments.

Description	Part No.
30" Extension Chain	A213601











CENTRAL, PERFORMANCE PIPE, UPONOR 3" IPS Outlet Branch Saddle (3-7/8" Dia Round Base, 3-1/2" Dia Outlet)

Main	Jaw Clamp Only		Chain Clamp Only			Accessories for Jaw Clamp & Chain Clamp Machines								
	Part Number	Insert Line Pipe	Part Number	Insert Sidewall	Part Number	Bolster Line Pipe	Part Number	Insert Fitting	Part Number	Heater Adptr Concave	Part Number	Heater Adptr Convex	Part Number	Heater All Pipe
4" IPS		NOT REQ		410405		413303		●		S450450426		S420450500		424315
6" IPS		N/A		821403		413306		●		S450662426		S420662500		424315
8" IPS		N/A		NOT REQ		NOT REQ		●		S450862426		S420862500		424315
10" IPS▲		N/A		NOT REQ		NOT REQ		●		S451075426		S421075500		424315
12" IPS▲		N/A		NOT REQ		NOT REQ		●		S451275426		S421275500		424315
4" DIPS		N/A		410411		413315		●		S450480426		S420480500		424315
6" DIPS		N/A		821405		413316		●		S450690426		S420690500		424315
8" DIPS▲		N/A		NOT REQ		NOT REQ		●		S450905426		S420905500		424315
10" DIPS▲		N/A		NOT REQ		NOT REQ		●		S451110426		S421110500		424315
12" DIPS▲		N/A		NOT REQ		NOT REQ		●		S451320426		S421320500		424315

- Requires SW04701 (3" IPS Pivot Release Master) included with Sidewinder package. No additional inserts needed.
- ▲ Chain Clamp Models Require (2) A213601 Tailstock Chain Assemblies.

McElroy Sidewinder Accessories:

PERFORMANCE PIPE 3" IPS Outlet Branch Saddle (4-1/2" Dia Round Base, 3-1/2" Dia Outlet)

	Jaw Clamp Only		Chain Clamp Only		Accessories for Jaw Clamp & Chain Clamp Machines					
										
Main	Part Number	Part Number	Part Number	Part Number	Part Number	Part Number	Part Number	Part Number		
4" IPS	NOT REQ	410405	413303	●	S450450550	S440450550	424315			
6" IPS	N/A	821403	413306	●	S450662550	S440662550	424315			
8" IPS	N/A	NOT REQ	NOT REQ	●	S450862550	S440862550	424315			
10" IPS ▲	N/A	NOT REQ	NOT REQ	●	S451075550	S441075550	424315			
12" IPS ▲	N/A	NOT REQ	NOT REQ	●	S451275550	S441275550	424315			

● Requires SW04701 (3" IPS Pivot Release Master) included with Sidewinder package.

No additional inserts needed.

▲ Chain Clamp Models Require (2) A213601 Tailstock Chain Assemblies.



PERFORMANCE PIPE 1" Butt Outlet Tapping Tee (2" Dia Small Round Base, 2-3/8" Dia Cap)

	Jaw Clamp Only		Chain Clamp Only		Accessories for Jaw Clamp & Chain Clamp Machines					
										
Main	Part Number	Part Number	Part Number	Part Number	Part Number	Part Number	Part Number			
1-1/4" IPS	SW09802 ▼	410211	413304	SW04901 ●	S210166237	S200166300	214905			
1-1/2" IPS	SW09902 ▼	410212	413305	SW04901 ●	S210190237	S200190300	214905			
2" IPS	SW10003	410213	413301	SW04901 ●	S210237237	S200237300	214905			
3" IPS	SW10102	410305	413302	SW04901 ●	S210350237	S200350300	214905			
4" IPS	NOT REQ	410405	413303	SW04901 ●	S210450237	S200450300	214905			
6" IPS	N/A	821403	413306	SW04901 ●	S210662237	S200662300	214905			
8" IPS	N/A	NOT REQ	NOT REQ	SW04901 ●	S210862237	S200862300	214905			
10" IPS ▲	N/A	NOT REQ	NOT REQ	SW04901 ●	S211075237	S201075300	214905			
12" IPS ▲	N/A	NOT REQ	NOT REQ	SW04901 ●	S211275237	S201275300	214905			

● Also Requires SW04701 (3" IPS Pivot Release Master) included with Sidewinder package.

▼ Also Requires SW10003 (2" IPS Master Insert).

▲ Chain Clamp Models Require (2) A213601 Tailstock Chain Assemblies.

CENTRAL, PERFORMANCE PIPE Socket Outlet Tapping Tee (2.5" x 1.9" Rectangular Base, 2-1/2" Dia Cap)

UPONOR Socket Outlet Tapping Tee (Type1=2.5"x2.0" Rec Base, 2.03" Dia Cap, Type2=2.5"x1.9" Rec Base, 2.40" Dia Cap)

Main	Jaw Clamp Only		Chain Clamp Only		Accessories for Jaw Clamp & Chain Clamp Machines									
	Part Number	Insert Line Pipe	Part Number	Insert Sidewall	Part Number	Bolster Line Pipe	Part Number	Insert Fitting	Part Number	Heater Adptr Concave	Part Number	Heater Adptr Convex	Part Number	Heater All Pipe
1-1/4" IPS		SW09802 ▼		410211		413304		SW06101 ●		S230166287		S200166300		214905
1-1/2" IPS		SW09902 ▼		410212		413305		SW06101 ●		S230190287		S200190300		214905
2" IPS		SW10003		410213		413301		SW06101 ●		S230237287		S200237300		214905
3" IPS		SW10102		410305		413302		SW06101 ●		S230350287		S200350300		214905
4" IPS		NOT REQ		410405		413303		SW06101 ●		S230450287		S200450300		214905
6" IPS		N/A		821403		413306		SW06101 ●		S230662287		S200662300		214905
8" IPS		N/A		NOT REQ		NOT REQ		SW06101 ●		S230862287		S200862300		214905
10" IPS ▲		N/A		NOT REQ		NOT REQ		SW06101 ●		S231075287		S201075300		214905
12" IPS ▲		N/A		NOT REQ		NOT REQ		SW06101 ●		S231275287		S201275300		214905
4" DIPS		N/A		410411		413315		SW06101 ●		S230480287		S200480300		214905
6" DIPS		N/A		821405		413316		SW06101 ●		S230690287		S200690300		214905
8" DIPS ▲		N/A		NOT REQ		NOT REQ		SW06101 ●		S230905287		S200905300		214905
10" DIPS ▲		N/A		NOT REQ		NOT REQ		SW06101 ●		S231110287		S201110300		214905
12" DIPS ▲		N/A		NOT REQ		NOT REQ		SW06101 ●		S231320287		S201320300		214905









- Also Requires SW04701 (3" IPS Pivot Release Master) included with Sidewinder package.
- UPONOR Type 1 requires SW06001 insert set instead of SW06101 insert set.
- ▼ Requires SW10003 (2" IPS Master Insert).
- ▲ Chain Clamp Models Require (2) A213601 Tailstock Chain Assemblies.



McElroy Sidewinder Accessories:

Sidewinder

CENTRAL, PERFORMANCE PIPE, UPONOR 4" IPS Outlet Branch Saddle (4-3/4" Dia Round Base, 4-1/2" Dia Outlet)









	Jaw Clamp Only		Chain Clamp Only		Accessories for Jaw Clamp & Chain Clamp Machines									
		Insert Line Pipe		Insert Sidewall		Bolster Line Pipe		Pivot Master		Heater Adptr Concave		Heater Adptr Convex		Heater All Pipe
Main	Part Number		Part Number		Part Number		Part Number		Part Number		Part Number		Part Number	
6" IPS	N/A		821403		413306		SW07301		S450662550		S440662550		424315	
8" IPS	N/A		NOT REQ		NOT REQ		SW07301		S450862550		S440862550		424315	
10" IPS ▲	N/A		NOT REQ		NOT REQ		SW07301		S451075550		S441075550		424315	
12" IPS ▲	N/A		NOT REQ		NOT REQ		SW07301		S451275550		S441275550		424315	

PERFORMANCE PIPE Butt Outlet Service Saddles (1.7 Dia Round Base)

	Jaw Clamp Only		Chain Clamp Only		Accessories for Jaw Clamp & Chain Clamp Machines									
		Insert Line Pipe		Insert Sidewall		Bolster Line Pipe		Insert Fitting		Heater Adptr Concave		Heater Adptr Convex		Heater All Pipe
Main	Part Number		Part Number		Part Number		Part Number		Part Number		Part Number		Part Number	
1-1/4" IPS	SW09802 ▼		410211		413304		●		S210166212		S200166300		214905	
1-1/2" IPS	SW09902 ▼		410212		413305		●		S210190212		S200190300		214905	
2" IPS	SW10003		410213		413301		●		S210237212		S200237300		214905	
3" IPS	SW10102		410305		413302		●		S210350212		S200350300		214905	
4" IPS	NOT REQ		410405		413303		●		S210450212		S200450300		214905	
4" DIPS	N/A		410411		413315		●		S210480212		S200480300		214905	
6" DIPS	N/A		821405		413316		●		S210690212		S200690300		214905	
8" DIPS ▲	N/A		NOT REQ		NOT REQ		●		S210905212		S200905300		214905	
10" DIPS ▲	N/A		NOT REQ		NOT REQ		●		S211110212		S201110300		214905	

- All require SW04701 (3" IPS Pivot Release Master – Included with Sidewinder package.) and SW04901 (2" IPS Master Insert)
- Use 208102 Insert Set for 1" IPS Outlet
- Use 208002 Insert Set for 3/4" IPS Outlet
- Use 208402 Insert Set for 1" CTS Outlet
- Use 208302 Insert Set for 3/4" CTS Outlet
- ▼ Requires SW10003 (2" IPS Master Insert)
- ▲ Chain Clamp Models Require (2) A213601 Tailstock Chain Assemblies.

CENTRAL, PERFORMANCE PIPE, UPONOR Butt Outlet Service Saddles (2.5" x 1.9" Rectangular Base)

	Jaw Clamp Only		Chain Clamp Only			Accessories for Jaw Clamp & Chain Clamp Machines					
											
Main	Part Number	Part Number	Part Number	Part Number	Part Number	Part Number	Part Number	Part Number			
1-1/4" IPS	SW09802▼	410211	413304	●	S230166287	S200166300	214905				
1-1/2" IPS	SW09902▼	410212	413305	●	S230190287	S200190300	214905				
2" IPS	SW10003	410213	413301	●	S230237287	S200237300	214905				
3" IPS	SW10102	410305	413302	●	S230350287	S200350300	214905				
4" IPS	NOT REQ	410405	413303	●	S230450287	S200450300	214905				

- All require SW04701 (3" IPS Pivot Release Master Included with Sidewinder package.) and SW04901 (2" IPS Master Insert)
- Use 207537 Insert Set for 1-1/4" IPS Outlet

- Use 208102 Insert Set for 1" IPS Outlet
- Use 208002 Insert Set for 3/4" IPS Outlet
- Use 207902 Insert Set for 1/2" CTS Outlet
- ▼ Requires SW10003 (2" IPS Master Insert)



McElroy Sidewinder Accessories:

Sidewinder

PERFORMANCE PIPE 2" IPS Butt Outlet Tapping Tee (2-7/8" Dia Round Base, 3-1/2" Dia Cap)

Main	Jaw Clamp Only		Chain Clamp Only			Accessories for Jaw Clamp & Chain Clamp Machines							
	Part Number	Insert Line Pipe	Part Number	Insert Sidewall	Part Number	Bolster Line Pipe	Part Number	Insert Fitting	Part Number	Heater Adptr Concave	Part Number	Heater Adptr Convex	Part Number
2" IPS	SW10003		410213		413301		●		S450237312		S420237500		424315
3" IPS	SW10102		410305		413302		●		S450350312		S420350500		424315
4" IPS	NOT REQ		410405		413303		●		S450450312		S420450500		424315
6" IPS	N/A		821403		413306		●		S450662312		S420662500		424315
8" IPS	N/A		NOT REQ		NOT REQ		●		S450862312		S420862500		424315
10" IPS▲	N/A		NOT REQ		NOT REQ		●		S451075312		S421075500		424315
12" IPS▲	N/A		NOT REQ		NOT REQ		●		S451275312		S421275500		424315
4" DIPS	N/A		410411		413315		●		S450480312		S420480500		424315
6" DIPS	N/A		821405		413316		●		S450690312		S420690500		424315
8" DIPS▲	N/A		NOT REQ		NOT REQ		●		S450905312		S420905500		424315
10" DIPS▲	N/A		NOT REQ		NOT REQ		●		S451110312		S421110500		424315
12" DIPS▲	N/A		NOT REQ		NOT REQ		●		S451320312		S421320500		424315

- Requires SW04701 (3" IPS Pivot Release Master) included with Sidewinder package. No additional inserts needed.
- ▲ Chain Clamp Models Require (2) A213601 Tailstock Chain Assemblies.





PERFORMANCE PIPE, UPONOR 2" IPS Butt Outlet Tapping Tee (4.25" x 2.63" Rectangular Base, 3-1/2" Dia Cap).....



PERFORMANCE PIPE, UPONOR 2" IPS Butt Outlet Branch Saddle (4.25" x 2.63" Rectangular Base, 2-3/8" Dia Outlet).....

Main	Jaw Clamp Only		Chain Clamp Only		Accessories for Jaw Clamp & Chain Clamp Machines								
	Part Number	Insert Line Pipe	Part Number	Insert Sidewall	Part Number	Bolster Line Pipe	Part Number	Insert Fitting	Part Number	Heater Adptr Concave	Part Number	Heater Adptr Convex	Part Number
2" IPS	SW10003		410213		413301			●	S430237462		S420237500		424315
3" IPS	SW10102		410305		413302			●	S430350462S		S420350500		424315
4" IPS	NOT REQ		410405		413303			●	S430450462S		S420450500		424315
6" IPS	N/A		821403		413306			●	S430662462		S420662500		424315
8" IPS	N/A		NOT REQ		NOT REQ			●	S430862462		S420862500		424315
10" IPS▲	N/A		NOT REQ		NOT REQ			●	S431075462		S421075500		424315
12" IPS▲	N/A		NOT REQ		NOT REQ			●	S431275462		S421275500		424315
4" DIPS	N/A		410411		413315			●	S430480462		S420480500		424315
6" DIPS	N/A		821405		413316			●	S430690462		S420690500		424315
8" DIPS▲	N/A		NOT REQ		NOT REQ			●	S430905462		S420905500		424315
10" DIPS▲	N/A		NOT REQ		NOT REQ			●	S431110462		S421110500		424315
12" DIPS▲	N/A		NOT REQ		NOT REQ			●	S431320462		S421320500		424315

- All Require SW04701 (3" IPS Pivot Release Master) included with Sidewinder package. No additional inserts needed. For 2" IPS Butt Outlet Tapping Tee's
- 2" IPS Butt Outlet Branch Saddles Require SW04901 (2" IPS Master Insert)
- Performance Pipe recommends Bolster 411002 for their 2" IPS rectangular base, branch saddles.
- ▲ Chain Clamp Models Require (2) A213601 Tailstock Chain Assemblies.

McElroy Sidewinder Accessories:

Sidewinder









PERFORMANCE PIPE 2" IPS Butt Outlet Tapping Tee (3-3/4" Dia Large Round Base, 3-1/2" Dia Cap)

Main	Jaw Clamp Only		Chain Clamp Only			Accessories for Jaw Clamp & Chain Clamp Machines							
	Part Number	Insert Line Pipe	Part Number	Insert Sidewall	Part Number	Part Number	Insert Fitting	Part Number	Heater Adptr Concave	Part Number	Heater Adptr Convex	Part Number	Heater All Pipe
2" IPS		SW10003		410213			●		S450237426		S420237500		424315
3" IPS		SW10102		410305			●		S450350426		S420350500		424315
4" IPS		NOT REQ		410405			●		S450450426		S420450500		424315
6" IPS		N/A		821403			●		S450662426		S420662500		424315
8" IPS		N/A		NOT REQ			●		S450862426		S420862500		424315
10" IPS▲		N/A		NOT REQ			●		S451075426		S421075500		424315
12" IPS▲		N/A		NOT REQ			●		S451275426		S421275500		424315
4" DIPS		N/A		410411			●		S450480426		S420480500		424315
6" DIPS		N/A		821405			●		S450690426		S420690500		424315
8" DIPS▲		N/A		NOT REQ			●		S450905426		S420905500		424315
10" DIPS▲		N/A		NOT REQ			●		S451110426		S421110500		424315
12" DIPS▲		N/A		NOT REQ			●		S451320426		S421320500		424315

- Requires SW04701 (3" IPS Pivot Release Master) included with Sidewinder package. No additional inserts needed.
- ▲ Chain Clamp Models Require (2) A213601 Tailstock Chain Assemblies.



Philmac 1½" IPS, 2" IPS & 2" CTS Corp Stop Valves (Round Base)









	Jaw Clamp Only		Chain Clamp Only			Accessories for Jaw Clamp & Chain Clamp Machines				
										
Main	Part Number	Part Number	Part Number	Part Number	Part Number	Part Number	Part Number	Part Number		
4" IPS	NOT REQ	410405	413303	●	S450450426	S420450500	424315			
6" IPS	N/A	821403	413306	●	S450662426	S420662500	424315			
8" IPS	N/A	NOT REQ	NOT REQ	●	S450862426	S420862500	424315			
10" IPS▲	N/A	NOT REQ	NOT REQ	●	S451075426	S421075500	424315			
12" IPS▲	N/A	NOT REQ	NOT REQ	●	S451275426	S421275500	424315			
4" DIPS	N/A	410411	413315	●	S450480426	S420480500	424315			
6" DIPS	N/A	821405	413316	●	S450690426	S420690500	424315			
8" DIPS▲	N/A	NOT REQ	NOT REQ	●	S450905426	S420905500	424315			
10" DIPS▲	N/A	NOT REQ	NOT REQ	●	S451110426	S421110500	424315			
12" DIPS▲	N/A	NOT REQ	NOT REQ	●	S451320426	S421320500	424315			

- Tooling required for 1-1/2" IPS and 2" CTS Size (3-1/2" Dia. Round Base, 3.50" Dia nut, No. 6 Nut) SW04701 (3" IPS Pivot Release Master included with Sidewinder package)
- Tooling required for 2" IPS Size (3-1/2" Dia Round Base, 4.20" Dia. nut, No. 7 Nut): SW07301 (4" IPS Pivot Release Master); SW12801 Insert Set
- ▲ Chain Clamp Models Require (2) A213601 Tailstock Chain Assemblies.

McElroy Sidewinder Accessories:

Sidewinder

Philmac Corp Stop Valves (Round Base)

	Jaw Clamp Only		Chain Clamp Only		Accessories for Jaw Clamp & Chain Clamp Machines									
		Insert Line Pipe		Insert Sidewall		Bolster Line Pipe		Insert Fitting		Heater Adptr Concave		Heater Adptr Convex		Heater All Pipe
Main	Part Number	Part Number	Part Number	Part Number	Part Number	Part Number	Part Number	Part Number	Part Number	Part Number	Part Number	Part Number	Part Number	Part Number
3" IPS	SW10102	410305	413302	●	S210350288	S200350300	214905							
4" IPS	NOT REQ	410405	413303	●	S210450288	S200450300	214905							
6" IPS	N/A	821403	413306	●	S210662288	S200662300	214905							
8" IPS	N/A	NOT REQ	NOT REQ	●	S210862288	S200862300	214905							
10" IPS▲	N/A	NOT REQ	NOT REQ	●	S211075288	S201075300	214905							
12" IPS▲	N/A	NOT REQ	NOT REQ	●	S211275288	S201275300	214905							
4" DIPS	N/A	410411	413315	●	S210480288	S200480300	214905							
6" DIPS	N/A	821405	413316	●	S210690288	S200690300	214905							
8" DIPS▲	N/A	NOT REQ	NOT REQ	●	S210905288	S200905300	214905							
10" DIPS▲	N/A	NOT REQ	NOT REQ	●	S211110288	S201110300	214905							
12" DIPS▲	N/A	NOT REQ	NOT REQ	●	S211320288	S201320300	214905							

- Tooling required for 3/4" CTS Size (2-3/8" Dia. Round Base, 1.82" Dia. nut, No. 2 Nut)
SW04701 (3" IPS Pivot Release Master included with Sidewinder package.)
SW04901 (2" IPS Master Insert)
SW12102 Insert set
- Tooling required for 3/4" K Copper, 3/4" IPS, 1" CTS Size (2-3/8" Dia. Round Base, 2.05" Dia. nut, No. 3 Nut)
SW04701 (3" IPS Pivot Release Master included with Sidewinder package.)
SW04901 (2" IPS Master Insert)
SW12002 Insert set
- Tooling required for 1" K Copper, 1" IPS, 1-1/4" CTS Size (2-3/8" Dia. Round Base, 2.45" Dia. nut, No. 4 Nut)
SW04701 (3" IPS Pivot Release Master included with Sidewinder package.)
SW13801 Insert set
- Tooling required for 1-1/4" IPS & 1-1/2" CTS Size (2-5/8" Dia. Round Base, 2.91" Dia. nut, No. 5 Nut)
SW04701 (3" IPS Pivot Release Master included with Sidewinder package.)
SW12901 Insert set
- ▲ Chain Clamp Models Require (2) A213601 Tailstock Chain Assemblies.

